



### District Report Card: 2017


<b>State:</b> Tripura	<b>District:</b> Khowai
<b>Class:</b> 3	<b>Subject:</b> Mathematics
<b>Schools:</b> 59	<b>Students:</b> 810


### Participation/Coverage


#### Students

 GENDER	Boys		Girls	
	Number	%	Number	%
	415	51.23	395	48.77

 AREA	Rural		Urban	
	Number	%	Number	%
	711	87.78	99	12.22

 CATEGORY	SC		ST		OBC		GEN	
	Number	%	Number	%	Number	%	Number	%
	201	24.81	338	41.73	206	25.43	65	8.02

 CWSN	LD	VI	HI	S&LD	ID	Oth
	3	2	0	1	0	5

 Management	Government		Government-aided	
	Number	%	Number	%
	804	99.26	6	0.74

### Average Performance of Students in Mathematics (%)

Overall	Gender		Area		Management		Social Group			
	Male	Female	Rural	Urban	Govt.	Aided	SC	ST	OBC	GEN
59.34	59.71	58.95	58.98	61.95	59.41	50.00	57.31	58.50	64.11	54.87

## Performance on Learning Outcomes (LOs)

Learning Outcomes	Description	Average Performance(%)
M301	Reads and writes numbers up to 999 using place value	59.34
M302	Compares numbers up to 999 based on their place values	71.60
M303	Solves simple daily life problems using addition and subtraction of three digit numbers with and without regrouping	52.68
M304	Constructs and uses the multiplication facts (up till 10) in daily life situations	65.74
M305	Analyses and applies an appropriate number operation in the situation/ context	49.63
M306	Explains the meaning of division facts by equal grouping/sharing and finds it by repeated subtraction	55.06
M309	Identifies and makes 2D-shapes by paper folding, paper cutting on the dot grid, using straight lines etc.	75.74
M311	Fills a given region leaving no gaps using a tile of a given shape	38.38
M312	Estimates and measures length and distance using standard units like centimeters or meters & identifies relationships	38.16
M317	Reads the time correctly to the hour using a clock/watch	72.96
M318	Extends patterns in simple shapes and numbers	44.51
M319	Records data using tally marks, represents pictorially and draws conclusions	77.53

Range of Performance of Students who Answered Correctly							
Below 30%		30% - 50%		50% - 75%		Above 75%	
Number	%	Number	%	Number	%	Number	%
129	15.93	147	18.15	289	35.68	245	30.25

## Lowest Performing Learning Outcomes (LOs)

- 1 - Estimates and measures length and distance using standard units like centimeters or meters & identifies relationships (38.16)
- 2 - Fills a given region leaving no gaps using a tile of a given shape (38.38)
- 3 - Extends patterns in simple shapes and numbers (44.51)
- 4 - Analyses and applies an appropriate number operation in the situation/ context (49.63)
- 5 - Solves simple daily life problems using addition and subtraction of three digit numbers with and without regrouping (52.68)